
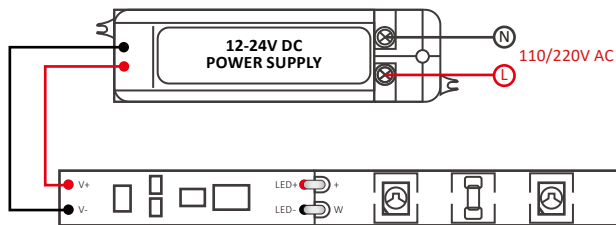


Functions

Model	PS001
Operation	Turn ON/OFF the light when hand pass over the sensor within 18cm
Input Voltage	12V–24V DC
Output Voltage	12V–24V DC
Loading Power	Max. 8A
Detection Range	Detection Range: ≤18cm (When there's no PC cover)
Dimension	55*10mm



Connection Diagram



Operations

The Proximity Switch(motion sensor) is designed to be used in LED Aluminum profile. It is dedicated for switching LED lights “on” and “off” without touching the switch. The Proximity switch operates based on an active reflective photocell. The cyclical device sends a string of infrared impulses and measures the strength of the reflected signal. When a hand is close to the sensor the infrared impulses reflect from the hand and bounce back to the sensor. If the strength of the signal is maintained on the appropriate level, the output of the sensor will reverse its state. The infrared light is emitted on a definite frequency as a result. The sensor is resistant to signals coming from other sources such as infrared remote controls, lamps or sunlight.

* Caution: avoid being exposed to the other lamp or strong light outside the lamp.

Applications

- The Proximity switch is dedicated for applications that requires very high hygiene standards such as: laboratories, hospital operating rooms.
- The switch guaranties safety while turning the light on in the bathroom with wet hands or any bother applications where you may not physically want to touch the switch.
- The switch provides comfort for example while working in the kitchen as it allows for quick and secure triggering of lighting during work, often with unwashed hands.

Installation Steps

1
Connect wires to the input end and connect LED strip to the output end

2
Install the sensor into the aluminum with double sided adhesive tape

3
Click the PC cover to the aluminum
Notice: The distance from PC cover to the profile 7mm±0.50mm.

4
Working Status

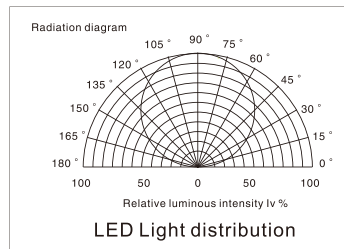
Recommended Profiles/Optional

Model	Color	Size(mm)	Length	Drawing	Photo	Installation
A1707	White	17.4*82	1-3m			Surface mounting
A2507	Black	23.7*8.2	1-3m			Recessed mounting

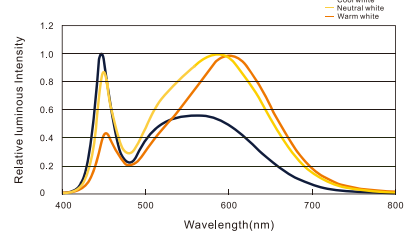
Recommended Strips/Optional

General description

- Available in 12/24V DC maximum
- CRI80 & CRI90 LED Strip are available
- Working temperature: -20°C to +50°C
- Very bright & low power consumption
- Long life span LED lights, more than 50,000 hours
- Adhesive back, peel & stick
- IP20, IP65, IP67 are available



Color Spectrum (CRI90)



Electronic & Output Data

SMD2835, 60 LEDs/m

Size (mm)	Color	CRI	Photo	LED Qty/m	Lumen/m	Voltage (V)	Power (W/m)	Packing (m/reel)
L5000*W8*H1.5	WW <input type="checkbox"/>	90+		60	1000	12/24V	14.4	5
	NW <input type="checkbox"/>				1100			
	CW <input type="checkbox"/>				1200			

SMD2835, 120 LEDs/m

Size (mm)	Color	CRI	Photo	LED Qty/m	Lumen/m	Voltage (V)	Power (W/m)	Packing (m/reel)
L5000*W10*H1.5	WW <input type="checkbox"/>	90+		120	1300	12/24V	14.4	5
	NW <input type="checkbox"/>				1400			
	CW <input type="checkbox"/>				1500			

SMD2110, 280 LEDs/m

Size (mm)	Color	CRI	Photo	LED Qty/m	Lumen/m	Voltage (V)	Power (W/m)	Packing (m/reel)
L5000*W10*H1.5	WW <input type="checkbox"/>	90+		280	1420	24V	19.2	5
	NW <input type="checkbox"/>				1460			
	CW <input type="checkbox"/>				1510			