



NC3020

Soft Silicone Cover for LED Strip

Product Specification


Product Features

- Anti-yellowing and heat resisting silicone, chemical resistance acid and alkaline, longer life span.
- Pure silicone material, more flexible than ordinary neon tube, quicker heat dissipation.
- Uniform and soft luminance, no light spot.
- New design with recessed mounting, no need to thread light strip into neon tube, easy installation and replacement of light strips.

LED strip colloid specifications comparison

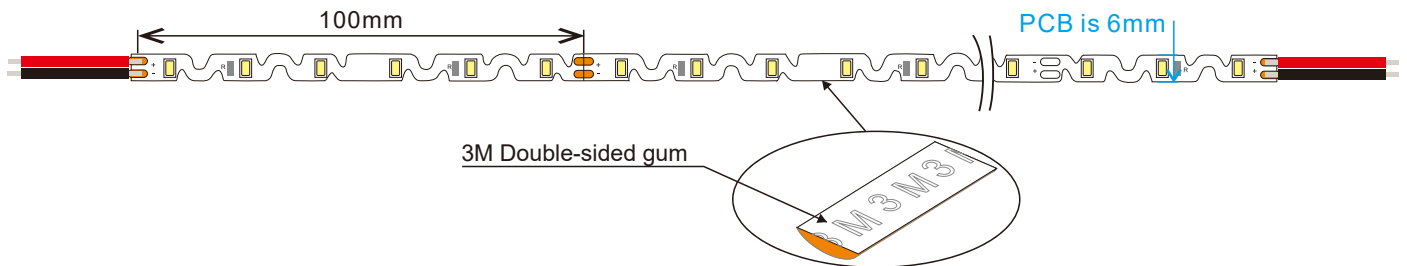
Materials	Silicone flexible led strip	PVC flexible led strip	Notes
Main parameters			
Colloid features in -40℃	No crack after 30 days	Totally cracked	The low temperature resistant of silicone is superior than PVC or epoxy materials
Colloid features in 120℃	No obvious change after 72 hours	Colloid changed into yellow and deformed after 2 hours	The high temperature resistant of silicone is superior than PVC or epoxy
Colloid features in 180℃	No obvious change after 72 hours	Colloid changed into brown and some melted after 20 minutes	Over 150℃, PVC is easily hydrolyzed, Viscosity becomes weaken and easily separated
Steadily lighted in Seawater for 72 hours	No obvious change	Serious atomization on the surface	The waterproof grade of silicone led strip can reach to IP67, high resistance to acidic alkali and salt properties
Thermal conductivity	Good thermal conductivity	No thermal conductivity	Pvc and epoxy cannot conduct heat, while silicone has good thermal conductivity




Structure & Spec.






Size (mm)	30*20
PCB Limited (mm)	10-20
Working Temperature	-20 to 50°C
Light transmittance	45%
Materials	Silicone
Warranty	3 Years
Certification	CE , RoHS

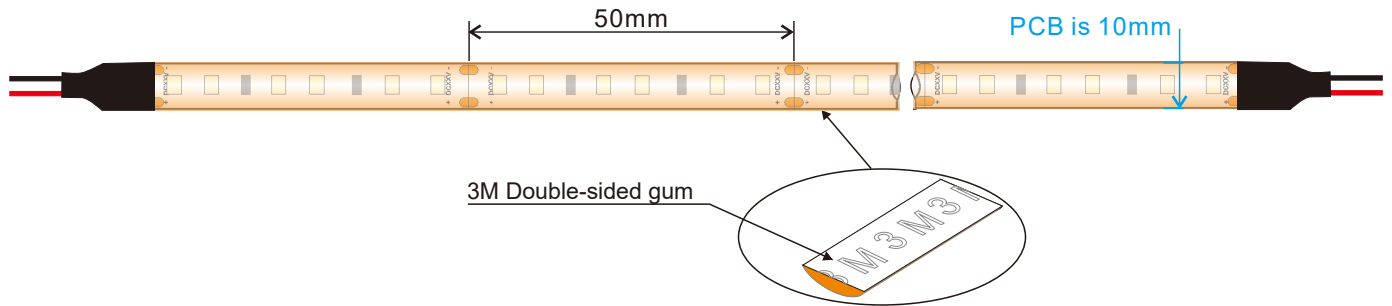
Flexible light strip recommended models



S2835, 60LED/meter								
Part number	Color	Lumen/M	Cut every (LEDS)	LED Qty/M	Voltage	Power/M	PCB Width	Packing/M
SUR-S2835FWW60-12V	WW 	480	3	60	12V	6W	6mm	5 M/reel
SUR-S2835FNW60-12V	NW 	540						
SUR-S2835FCW60-12V	CW 	600						

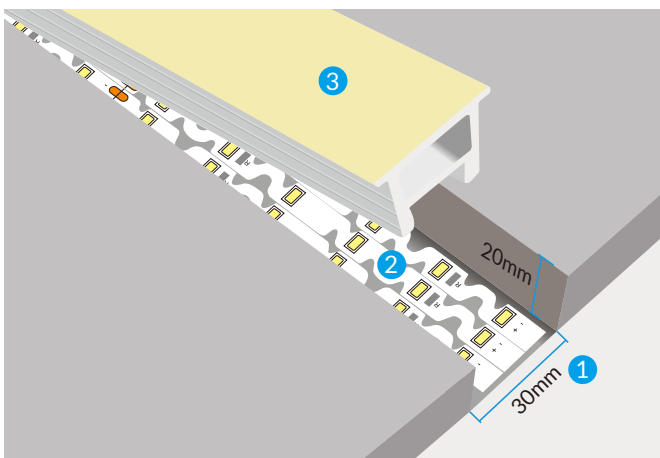
S2835, 60LED/meter								
Part number	Color	Lumen/M	Cut every (LEDS)	LED Qty/M	Voltage	Power/M	PCB Width	Packing/M
SUR-S2835FWW60-24V	WW 	800	6	60	24V	10W	6mm	5 M/reel
SUR-S2835FNW60-24V	NW 	850						
SUR-S2835FCW60-24V	CW 	900						

Rigid LED Strip recommended models



SUR-2835FW120A-24V								
Part number	Color	Lumen/M	Cut every (LEDS)	LED Qty/M	Voltage	Power/M	PCB Width	Packing/M
SUR-2835FW120A-24V	WW	1170	6	120	24V	14.4W	10mm	5 M/reel
	NW	1300						
	CW	1440						


Installation steps



- 1 Slot according to the size, the error should be small
- 2 Tear off double-sided tape at back and stick the light strip to the wall
- 3 Press the cover into the wall. When the light is turned on, the cover has high light transmittance and high temperature resistance. The light strip and the cover are installed separately, which makes the DIY operation space more



Scenario Application



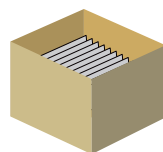
Package of Led strip light (5M/Roll)



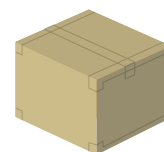
5m/Roll



Pack in Anti-Static bag



Pack in Inner Carton
Size: 25*25*30CM



Pack with Outer Carton
Size: 56*27*30CM

Package of Silicone cover (100M/Roll)



100m/Roll



Each roll pack with expandable polyethylene and compression film to fix.



1Roll/box



Inner size: 500 x 500 x 530mm