

## A1110 LED Shelf Light or Cabinet Light

The A1110 LED Light is easy to be put onto the metal shelf in the supermarket. Substantial aluminum mass provides good heat sink for high power LEDs. This model are good for shelf lighting and cabinet lighting. The model equipped with strong magnet plate on the back of the aluminum profile.

### Our three lengths standard models Specifications:

Model	Power	Lumens (6000K)	Ra	Length	CCT(K)	LED Type	Voltage
A1110-560	7.9W	700lm	>80	560mm	WW/NW/CW	SMD2835	DC12V (11V~15V)
A1110-860	12.2W	1100lm	>80	860mm	WW/NW/CW	SMD2835	
A1110-1160	16.6W	1600lm	>80	1160mm	WW/NW/CW	SMD2835	

High lumens SMD2835(22 to 24 lumens per LED) with aluminum PCB is applied in this light bar. It assures high lumens output and long life span(45000 hours).




Special mounting bracket with strong magnet can be clip onto the back of light bar. The mounting bracket also can be fixed by 0° mounting bracket with screws.

①



②



## Connector Accessories

The LED shelf Light can be connected to another LED Light directly by I shape and "L" marked positive and negative PCB connector on both end.

### ① "I" Connector



### ② "L" Connector



### ③ Power Connector



The LED shelf Light can be connected to another LED Light directly by interconnect cables.



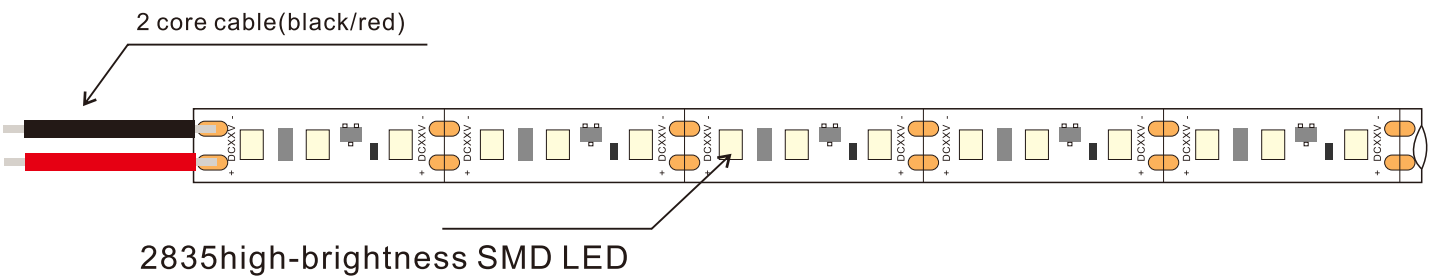
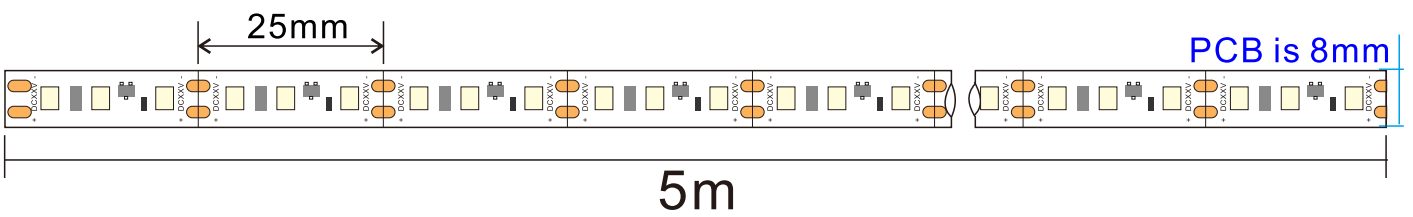

### Accessories:

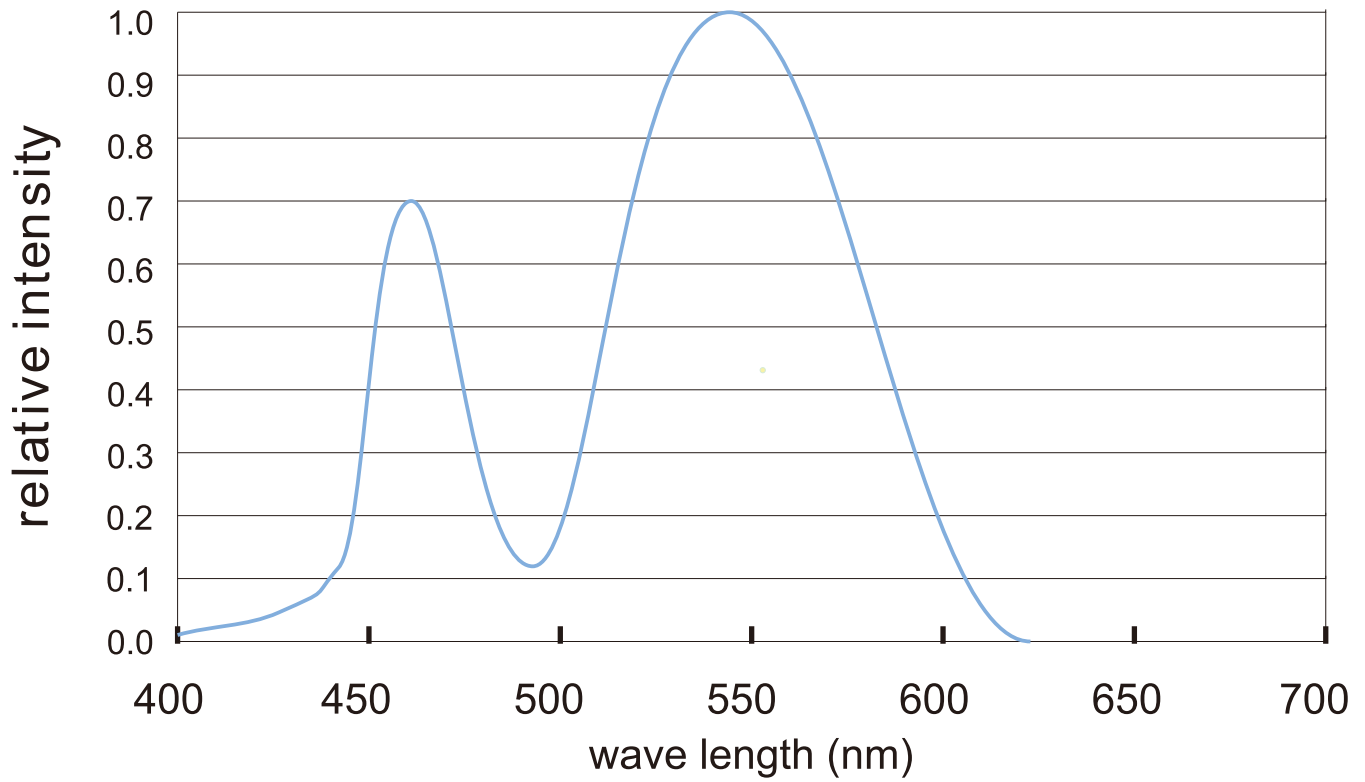


**Cable length: 20CM**



### Lighting Parameters of 2835-120LED/Meter, Constant Current 30mA LED Strip





Radiation diagram

