


## Surface Mounted Hand Sensor IR006-H

### Functions:

- Automatically switch ON/OFF when the hand pass over.
- Input Voltage: 12V-24VDC.
- Output Voltage: 12V-24VDC.
- Input Current: 4A.
- Load around 48W for 12V, and 96W for 24V.
- Input and output cable length: 1m(Customized length can be ordered).
- $0.5\text{cm} \leq \text{Detection Range} \leq 10\text{cm}$ .



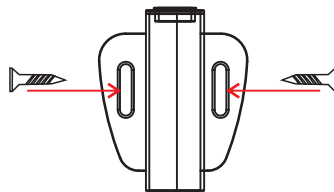
### Operations:

- The LED lamp connects to the output end.
- The IR sensor switch will turn on the LED light when the hand pass over the detector within 10cm in distance and will turn off the LED light when the hand pass over the detector again.

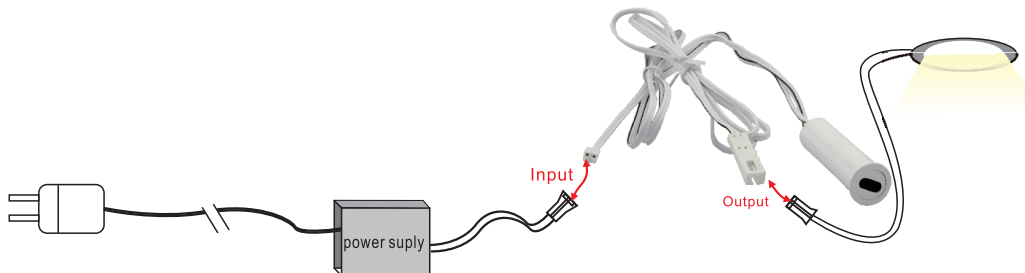
### Installation Steps:

Step 1: Install the holder part with hand sensor.

Step 2: Fix the holder part with 2 screws( M3x8) on the wooden plate.



### Connectors:



**Note:** Please read the tag on the wire when connecting cables.

The function/program can be customized, made upon different needs, such as longer time for stay on, etc.