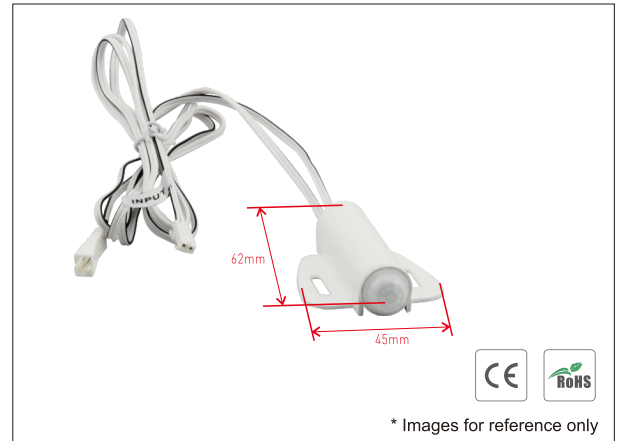


Surface Mounting PIR sensor PIR004

Functions:

- Automatically ON/OFF.
- Input Voltage: 12V–24VDC.
- Output Voltage: 12V–24VDC.
- Input Current: 4A.
- Load around 48W for 12V, and 96W for 24V.
- Input and output cable length: 1m (Customized length can be ordered).
- Detection Range: ≤2m.
- Delay Time: About 40 seconds.

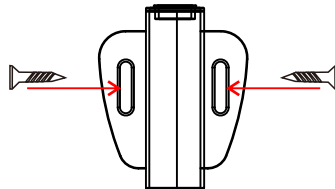


Operations:

- PIR sensor switch PIR004 is connected with lighting fixtures, so it will turn on the LED lighting fixture automatically when any part of human body is approaching within 2 meters from the sensor.
- The lighting fixture equipped with this PIR sensor will stay on if the human body stays within 2 meters from the sensor.
- It will turn off the LED light in 40 seconds after human body moves away more than 2 meters.

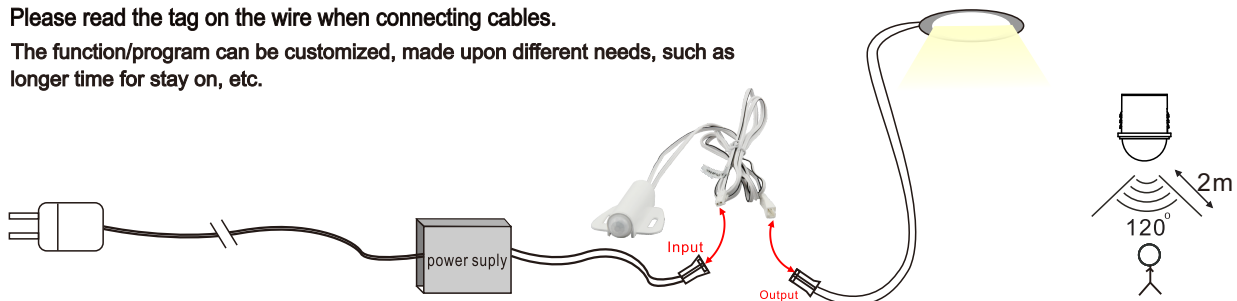
Installation Steps:

- Step 1: Install the holder part with PIR sensor.
- Step 2: Fix the holder part with two screws(M3x8) onto the wooden plate.



Connectors:

- Note:**
- 1) Please read the tag on the wire when connecting cables.
 - 2) The function/program can be customized, made upon different needs, such as longer time for stay on, etc.



Notices:

1. Avoid being exposed to sunlight, auto bulb and incandescent lamp, neither to heat source (such as radiator and heater), or air conditioner, in case of faulty detection caused by ambient temperature change.
2. Sensor switches must be firmly installed, in case of faulty detection from wind shaking.
3. Don't touch the surface of detector.
4. Regularly clean the optical lens surface with wet soft cloth or cotton, in case of dust influence the sensitivity.