



SUR-FCOB546-24V
FLEXIBLE STRIP INTRODUCTION

Product specification

Lister:

Assessor:

Approver:

Features:

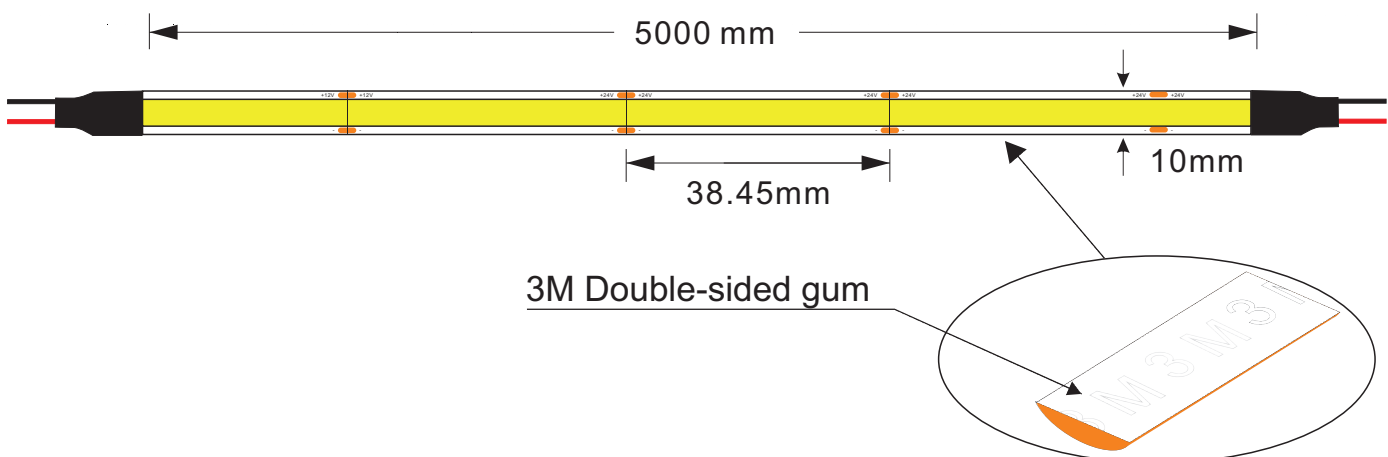
- 1) New Flip Chip On Board Flexible LED Strip, 546 chips per meter.
 - 2) Ideal for LED lighting application to avoid multi-shadows .
 - 3) Higher heat conductivity for better thermal management.
 - 4) Provide variable and innovative array LED layout designs and combinations.
- Available in 24V DC maximum.
 - Very bright & low power consumption.
 - Operating temperature: -20~50°C.
 - Long life span LED lights, more than 50,000 hours.
 - Adhesive back, peel & stick!
 - All available controller or dimmers.
 - Non-waterproof, IP20.

Applications:

Ideal for sign letters and channel letters, concealed lights, room lighting, equipment.

Assembly drawing





Top View

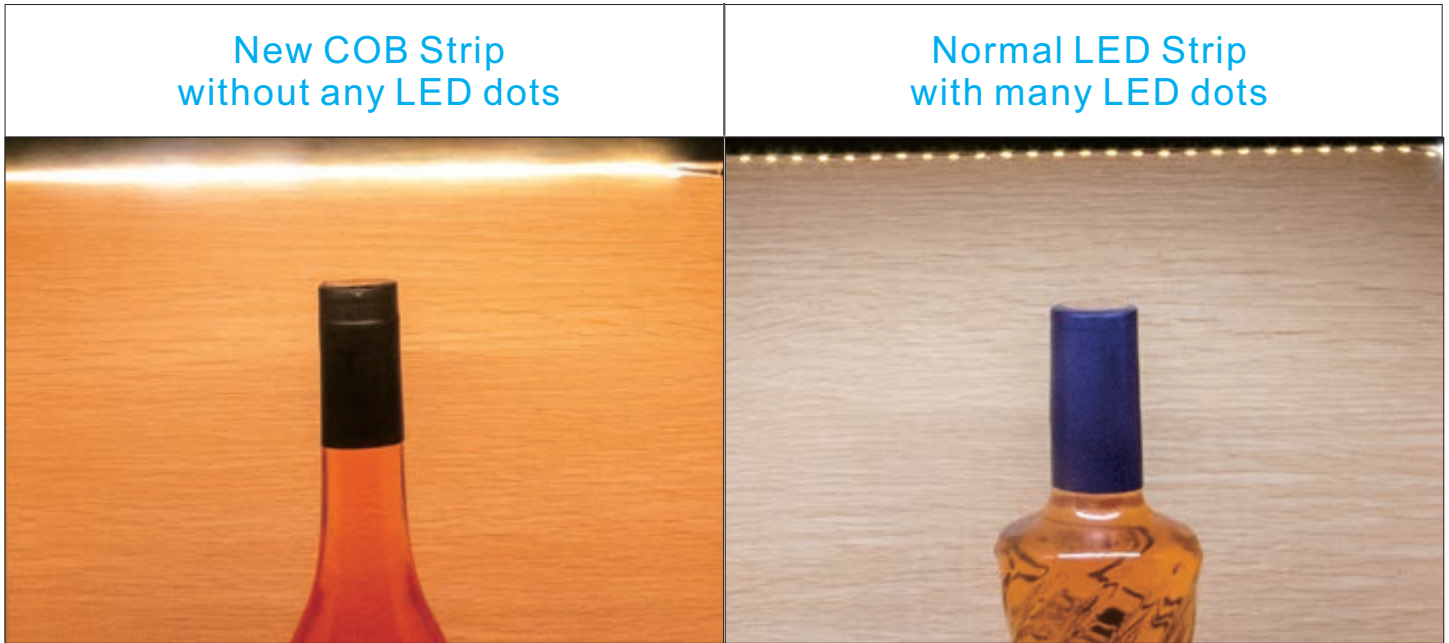


Section

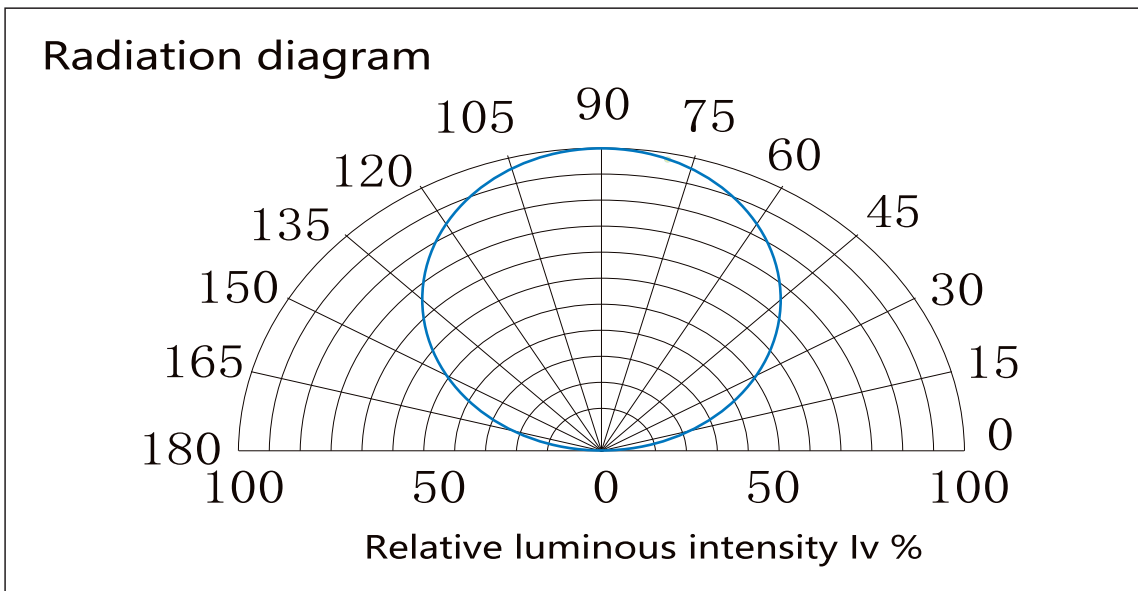


Dropper series: SUR-FCOB546-24V

Part number	Color	LED QTY/meter	Lumen/meter	Voltage	Power/meter	Packing means
SUR-FCOB546-24V	2700K 	546	1750	DC24V	17W	5 meters/reel
	3000K 		1700			
	4000K 		1900			
	6500K 		1845			

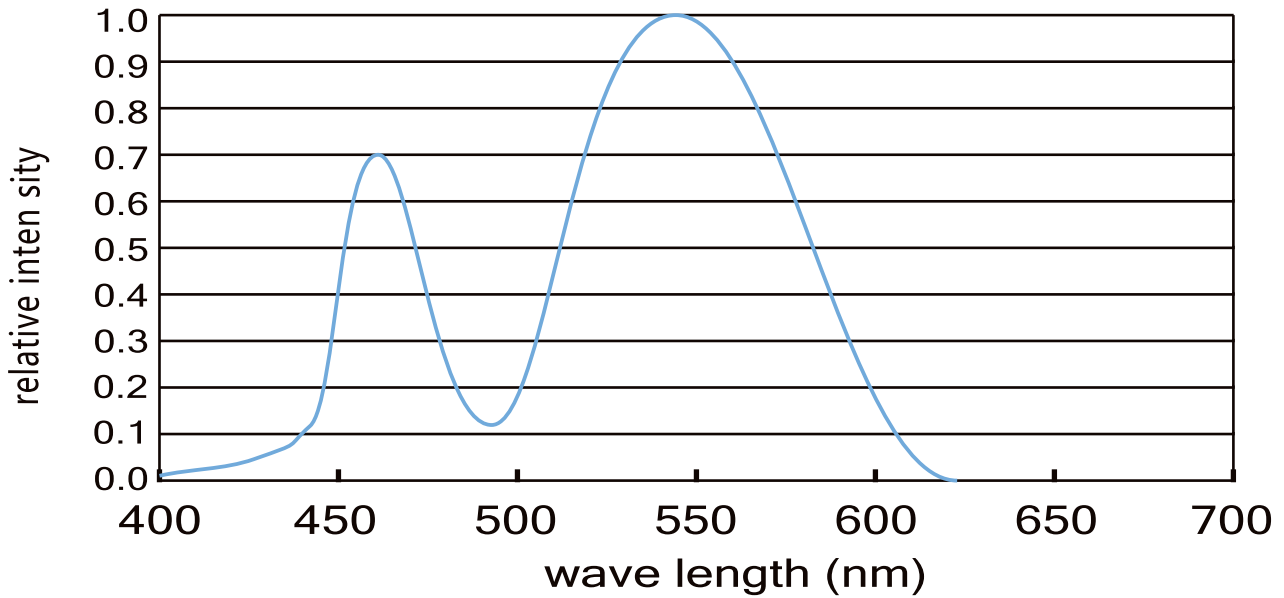


LED Light distribution




Color spectrum (CRI90)

For: white LED




Package:



5 meters/reel



1 reel/bag



Outer box
size:34x52x27cm

25 Bags/Inner Box



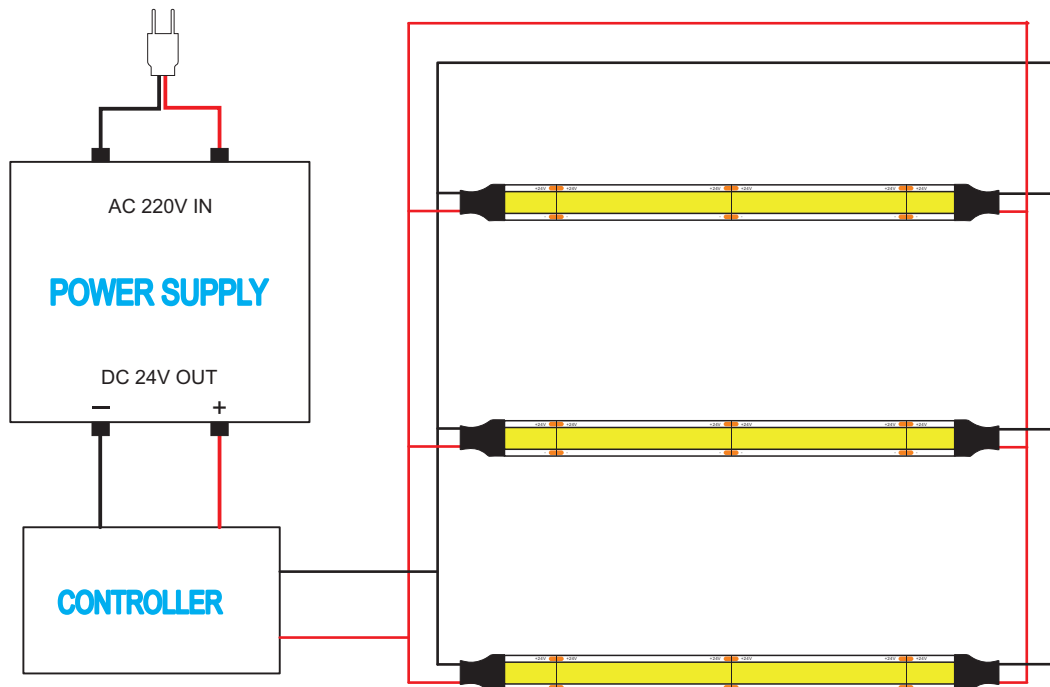
Outer box
size:34x52x27cm

50 Bags/Outer Box

Package: 5 meters strip in one reel, one reel in one anti-static bag, 25 bags put into one carton, 2 inner boxes put into 1 carton .

How to connect flexible strip

Below shows you how to connect the flexible strip to power supplies.



Note:

Please note that, the LED strips should not be used in sealed or hot place, to make sure the heat Dispersion is good for the LEDs.

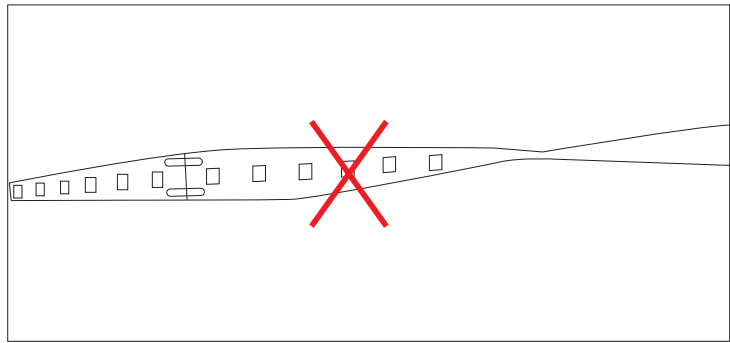
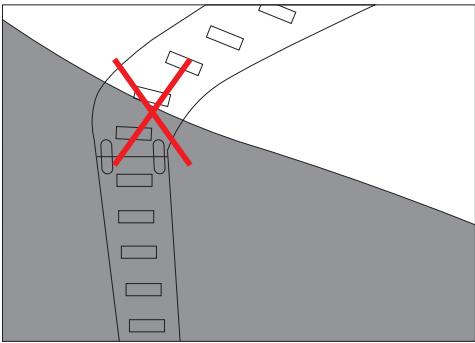
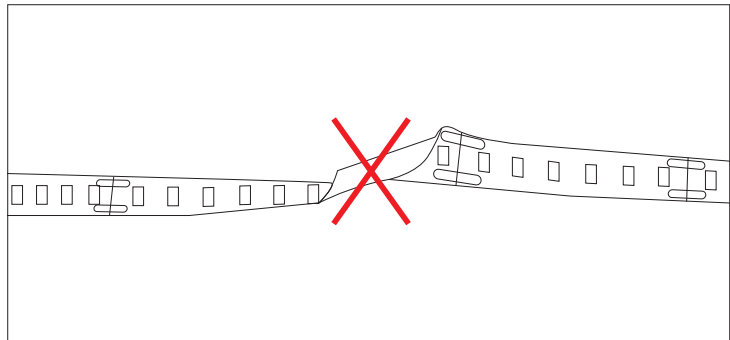
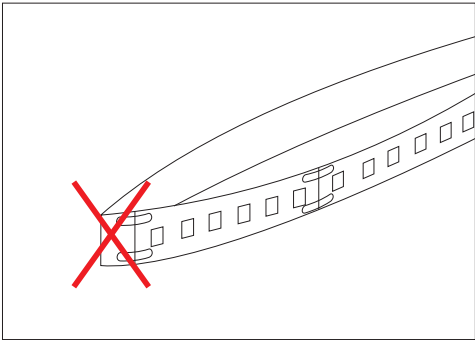
Each flexible strip with a total length of the series can not be more than 5 meters.

Flexible strip with all of the total power can not exceed 90% of the power switching power supply.

Cautions:

When install the led strip, please note the installation technique. The led strip can be bent, but not distorted, as shown below:

Distortion(Wrong)



Bend (Right)

