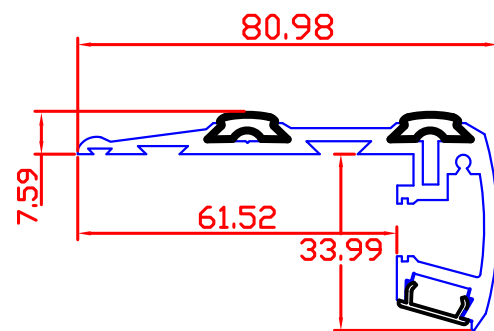



Stair LED Aluminum Profile-S002



Customized Color can be ordered




Service Environment and Installation:



Step 1: Put LED strip inside.
Step 2: Install PC Cover.



Step 3: Put LED strip inside.
Step 4: Install Anti-slip rubber.



Step 5: fixed the step profile with screws.





Step 6: Install Anti-slip rubber.






Step 7: Put End cap to Step profile.
Step 8: fixed end cap with screw.



S002 Light up and down .



Transparent Frosted Milky



PC Cover



Anti-slip rubbers



Endcaps *2
1 with hole; 1 without hole.